



Maths homework set: Friday 13th September
To be completed by: **Tuesday 17th October**

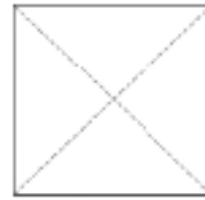
Consolidate your understanding of a X table you are less familiar with by making a chatterbox and practising it with your friends and family. Look at the instructions and example for the 6x table to help you. Bring your chatterbox into school to play next week.

$\times 6$	$6+3$	$6+4$	$\times 6$
$6+2$	12	18	24
$6+5$	30	36	$6+5$
$6+9$	54	63	$9+6$
$\times 6$	48	42	$\times 6$
$8+9$	$6+7$		

6 Times Table Fortune Teller

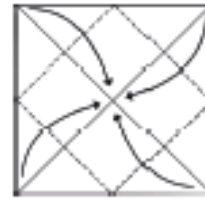
Instructions

①



With pictures face down, fold on both diagonal lines. Unfold.

②



Fold all four corners to the centre.

③



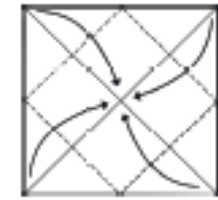
Turn paper over.

⑦



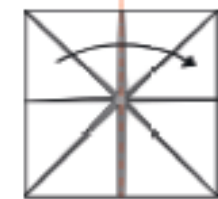
Slide thumbs and forefingers under the squares and move the fortune teller back and forth to play.

④



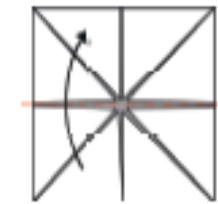
Once again, fold all corners to the centre.

⑤



Fold paper in half and unfold.

⑥



Fold in half from top to bottom. Do not unfold.