

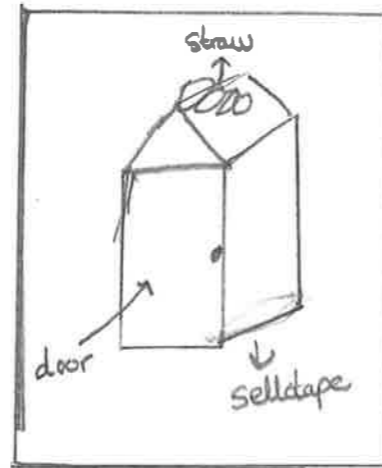
STEM Week

What is STEM Week

STEM Week is a week full of Science, Technology, Engineering and Maths. These are STEM subjects. After SATs, we had a week full of activities which involved team work and cooperation. In this report, I will tell you all the activities we did.

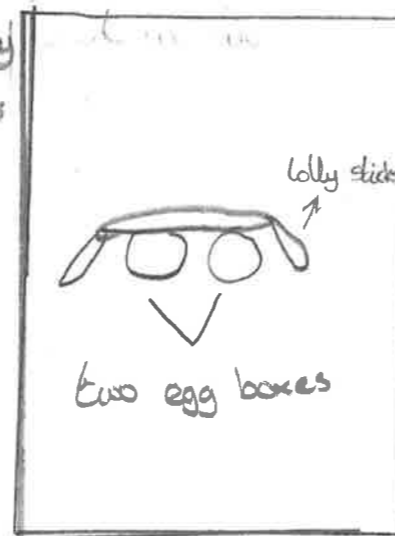
Day 1: Make a hut

On Monday, we made a hut using: thick cardboard (20cm x 20cm), thin card, straw, sellotape and newspaper. Using this, our group (me, Harry, Indun, Jess, Catherine and Olivia) made our hut using card board, thin card and straw. When Mrs Ruggles tested all the groups, we got 14 points and we were in the lead by 1 point!



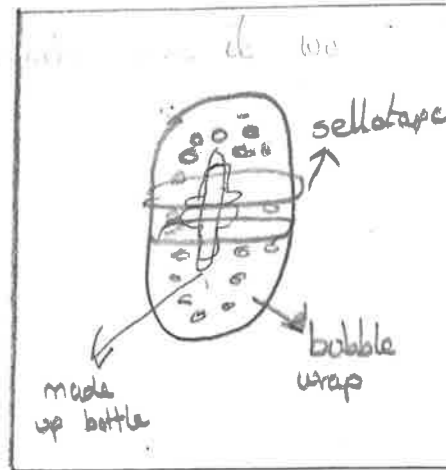
Day 2: Make a bridge

On Tuesday, we had to make a bridge which looked easy as we were confident from yesterday. We used 6 egg boxes to support the bridge, we had a rectangular piece of newspaper for the bridge and two lolly sticks each side so they can climb on to the bridge. When Mrs Douberman tested it, the bridge managed to hold more than 10 rubbers. We got a massive 21 points and we are still in the lead!



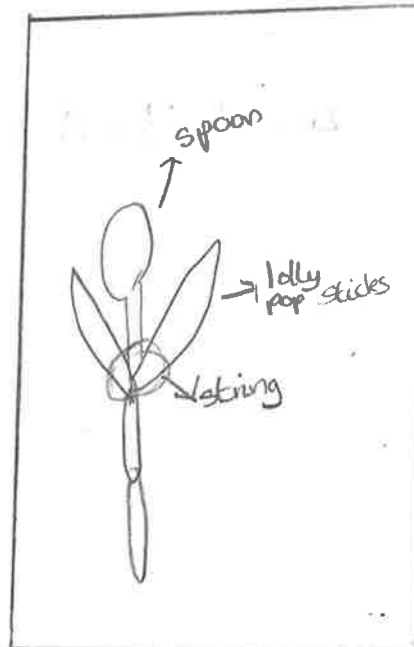
Day 3: Message in a bottle

Our task was to create a bottle, put a message in it and make sure the note was dry. What we did was get 2 yoghurt pots, secured them with an elastic band and tape then rapped it in bubble wrap. Then we used a lot of sellotape to secure that! When Mrs Ruggles tested our bottle, it didn't sink or get wet! We got 15 points for that and we were still in the lead!



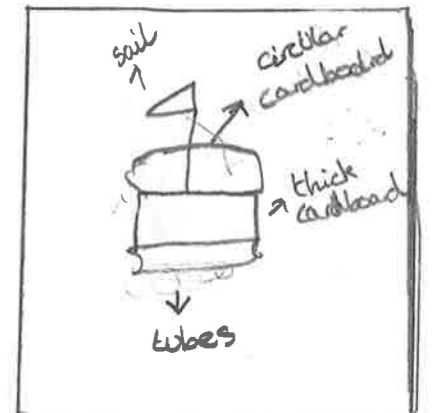
Day 4: Make a catapult

When I first heard that we had to make a catapult, I thought it was going to be the hardest task but actually it was the easiest! We had finished it with 20 minutes to spare! We got 4 lolly pop sticks and using them, we made a 'Y' shape. Then got a spoon and attached it to the lollypop sticks. We got an elastic band and put it around and done! When we had to test it, it went so high and far that it nearly hit Aunty. Whilst all the groups did it in two goes, we did first go.



Day 5: Raft making

Our raft didn't look like a raft but it was good. We got some thick cardboard and underneath it, we got three tubes and stuck it together. Then we put a circular piece of cardboard and put it on top of the raft. We also put a sail so it looked like a boat.



I enjoyed STEM Week and all the activities we did. I hope we do it again. And if you're going to do it, have fun and enjoy. Hope you like it!

